



Annual *Report*

2017

July 1, 2016—June 30, 2017



*St. Elizabeth Ann Seton
Catholic Church*

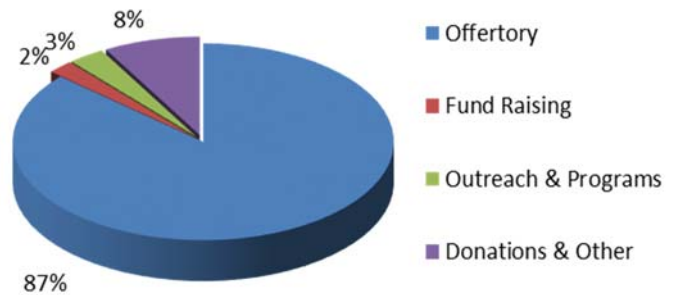
Pastoral Report on Stewardship 2016-2017

SEAS Parish Statement of Income

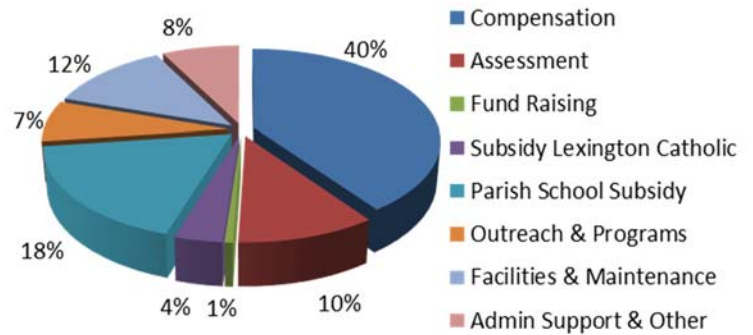
(In Thousands)

Income	Actual 2015-16	Actual 2016-17	Budget 2017-18
Offertory	\$ 1040	\$ 1,033	\$ 1,060
Fund Raising	38	41	31
Programs & Outreach	44	37	33
Donations & Other	26	84	55
Gross Income	\$ 1,148	\$ 1,195	\$ 1,179
Expense			
Compensation & Benefits	\$ 470	\$ 521	\$ 473
Assessment	132	136	135
Parish School Subsidy	217	233	233
Fund Raising & Gaming	2	8	8
Subsidy Lexington Catholic	38	47	54
Program & Outreach	92	93	83
Facilities & Maintenance	189	164	122
Admin Support & Other	104	89	63
Total Expense	\$ 1,245	\$ 1,291	\$ 1,171
Net Ordinary Income	\$ (97)	\$ (96)	\$ 8
Other Income	59	2	11
Depreciation Expense	83	83	83
Net Income	\$ (121)	\$ (177)	\$ (64)

2016-17 Revenue

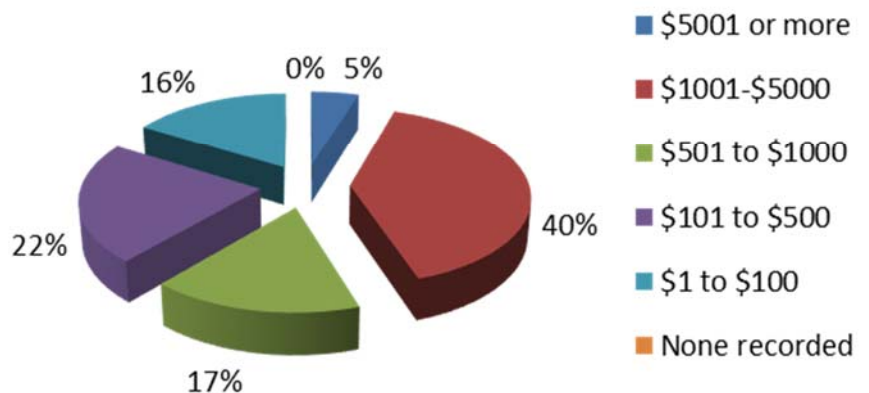


2016-17 Expenses



Average weekly offertory gift per contributing Household
\$30

16-17 Annual Household Offertory



652 Families Contributing

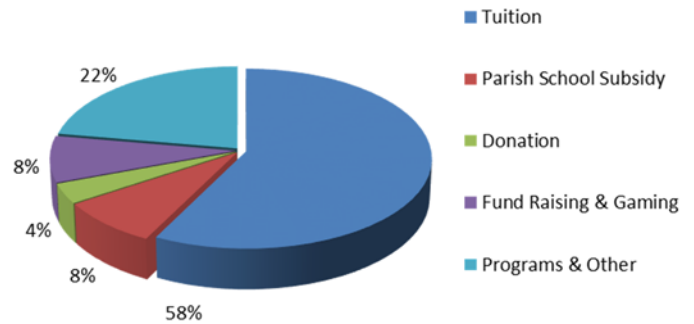
School Financial Detail 2016-2017

SEAS School Statement of Income

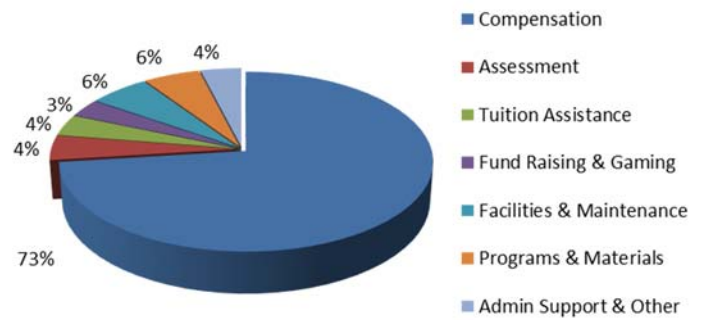
(In Thousands)

Income	Actual 2015-16	Actual 2016-17	Budget 2017-18
Tuition	\$ 1,809	\$ 1,624	\$ 1,489
Parish School Subsidy	217	233	233
Donation	84	102	55
Fund Raising & Gaming	201	235	220
Programs & Other	678	630	489
Total Income	\$ 2,989	\$ 2,824	\$ 2,486
Expense			
Compensation & Benefits	\$ 2,105	\$ 2,020	\$ 1,825
Assessment	135	124	114
Tuition Assistance	124	106	90
Fund Raising & Gaming	83	90	93
Facilities & Maintenance	218	163	155
Programs & Materials	152	154	124
Admin Support & Other	118	110	82
Total Expense	\$ 2,935	\$ 2,766	\$ 2,483
Net Ordinary Income	\$ 54	\$ 58	\$ 3
Other Expense			
Interest Expense	66	57	56
Depreciation Expense	173	174	176
Net Income	\$ (185)	\$ (173)	\$ (117)

2016-17 Revenue



2016-17 Expenses



Enrollment Comparison 2016-17 & 2017-18

